



# Wakefield Park Raceway

## Round 3 : April 16 - 18



ASBK.COM.AU f t i y

### DUNLOP SUPERSPORT 300 CHAMPIONSHIP

#### Qualifying 2

Date: 17/04/21  
 Event: Q06  
 Weather: Partly cloudy - Temp: 17.5C  
 Track: Dry - Temp: 32.1C

Started at: 13:00:03  
 Laps: 20 Min  
 Starters: 31  
 Printed at: 13:28

### PROVISIONAL CLASSIFICATION


| Pos | No  | Name  | Machine        | Fastest Lap | On Lap   | Behind Leader | Behind Prev |
|-----|-----|---|----------------|-------------|----------|---------------|-------------|
| 1   | 47  | Zylas BUNTING (NSW) / Proworx / Blayney M-cycles / Well Sprung M-cycle Suspension / Penrite Oils                | Kawasaki Ninja | 1:06.475    | 11 of 18 |               |             |
| 2   | 78  | Caleb GILMORE (MWT) / Metcher Motorsport / Siemec / Fusport / Yamaha / YRD / Yamalube                           | Yamaha YZF-R3  | 1:06.588    | 11 of 13 | .113          | .113        |
| 3   | 3   | Cameron DUNKER (NSW) / GTR MotoStars Team / RS&C / Doctor Mak / Yamaha / YRD / Link / Pirelli                   | Yamaha YZF-R3  | 1:06.626    | 5 of 5   | .151          | .038        |
| 4   | 20  | Jonathan NAHLOUS (NSW) / Complete AV / Anderson Stands / Bikebiz and Race Dynamics                              | Kawasaki Ninja | 1:06.824    | 13 of 17 | .349          | .198        |
| 5   | 25  | Brodie GAWITH (VIC) / AGV Helmets / Ricondi   | Yamaha YZF-R3  | 1:06.966    | 10 of 11 | .491          | .142        |
| 6   | 11  | Brandon DEMMERY (NSW) / Motocity / Valor Developments / Jekyl & Hyde / PTT Lubricants / Addicted to Track       | Yamaha YZF-R3  | 1:07.000    | 7 of 7   | .525          | .034        |
| 7   | 39  | Glenn NELSON (QLD) / Buddys Pest Control / Dynoverks / XXX Suspension   | Yamaha YZF-R3  | 1:07.022    | 9 of 11  | .547          | .022        |
| 8   | 99  | Jacob HATCH (NSW) / Motocity / Valor Developments / Jekyl & Hyde / PTT Lubricants / Addicted to Track           | Yamaha YZF-R3  | 1:07.035    | 9 of 9   | .560          | .013        |
| 9   | 49  | Jake FARNSWORTH (NSW) / Full Noise Racing / Freestyle Tattoo Studio / Worth Race Developments                   | Kawasaki Ninja | 1:07.097    | 12 of 17 | .622          | .062        |
| 10  | 35  | Varis FLEMING (VIC) / MotoGo / Suspension Pro   | Yamaha YZF-R3  | 1:07.138    | 12 of 16 | .663          | .041        |
| 11  | 58  | Lucas QUINN (QLD)   | Yamaha YZF-R3  | 1:07.188    | 17 of 18 | .713          | .050        |
| 12  | 22  | Zackary JOHNSON (VIC) / Earmold Aust. / Grinning Dingo Aust. / Rebuilder / Prebuild Solutions                   | Kawasaki Ninja | 1:07.346    | 3 of 3   | .871          | .158        |
| 13  | 16  | James JACOBS (NSW) / X-Lite / Nedlands Studio / Bridgestone / Lucas Oils / EK Chains / Mototrack                | Kawasaki Ninja | 1:07.349    | 4 of 4   | .874          | .003        |
| 14  | 97  | Peter NERLICH (VIC) / Proworx / Blayney M-cycles / Well Sprung M-cycle Suspension / Penrite Oils                | Kawasaki Ninja | 1:07.551    | 15 of 16 | 1.076         | .202        |
| 15  | 91  | Taiyo AKSU (QLD) / OP Racing / MMM Motorcycles  | Yamaha YZF-R3  | 1:07.603    | 16 of 17 | 1.128         | .052        |
| 16  | 7   | Zane KINNA (VIC) / Moto GC Dynoverks  | Yamaha YZF-R3  | 1:07.606    | 8 of 11  | 1.131         | .003        |
| 17  | 181 | Liam WATERS (QLD) / Moto-shed / K1 Racing   | Yamaha YZF-R3  | 1:07.639    | 17 of 18 | 1.164         | .033        |
| 18  | 63  | Clay CLEGG (NSW) / Williamson Bros / Akubra / Mavin Truck Centre / Central West Electrical                      | Yamaha YZF-R3  | 1:07.642    | 15 of 16 | 1.167         | .003        |
| 19  | 69  | Archie McDONALD (NSW) / ProGP Racing Junior Team / GB Racing / Bonamici Racing / Signpro / Pro-bolt             | Yamaha YZF-R3  | 1:07.724    | 6 of 6   | 1.249         | .082        |
| 20  | 110 | Zakary PETTENDY (NSW) / bikesales.com   | Yamaha YZF-R3  | 1:08.037    | 12 of 17 | 1.562         | .313        |
| 21  | 12  | Henry SNELL (QLD) / Ricondi / AGV   | Yamaha YZF-R3  | 1:08.159    | 7 of 12  | 1.684         | .122        |
| 22  | 355 | Laura BROWN (NSW) / Bikebiz   | Yamaha YZF-R3  | 1:08.382    | 8 of 15  | 1.907         | .223        |
| 23  | 88  | Joseph MARINIELLO (VIC) / Traction Control M-sport / In House Innovations / Earmold Aus / Goodlife Health Clubs | Kawasaki Ninja | 1:08.582    | 11 of 13 | 2.107         | .200        |
| 24  | 444 | Ryan MOSCARDINI (QLD) / NQ Flooring / Sun City Yamaha / Fastbike tyres / Blue dog racing / Nolan                | Yamaha YZF-R3  | 1:08.839    | 15 of 15 | 2.364         | .257        |
| 25  | 222 | Lincoln KNIGHT (NSW) / Knights Fencing / Excite Motorsports   | Yamaha YZF-R3  | 1:09.198    | 13 of 16 | 2.723         | .359        |
| 26  | 121 | Reece OUGHTRED (VIC) / Dynoverks / Flux Fitness / TT M-cycles / Cykel / Signpro / LS2 Helmets                   | Yamaha YZF-R3  | 1:09.245    | 2 of 2   | 2.770         | .047        |
| 27  | 45  | Jamie PORT (VIC) / Yamaha / AGV / Pirelli / Motul / Ricondi / Verafire  | Yamaha YZF-R3  | 1:09.775    | 10 of 12 | 3.300         | .530        |
| 28  | 34  | Benjamin ANGELIDIS (ACT) / Full Noise Racing / Freestyle Tattoo Studio / Worth Race Developments                | Kawasaki Ninja | 1:10.087    | 12 of 12 | 3.612         | .312        |
| 29  | 56  | Jesse WOODS (TAS) / Badger Racing / Tyga Performance / Rodney Creed Chartered Accountant                        | Kawasaki Ninja | 1:10.120    | 16 of 17 | 3.645         | .033        |
| 30  | 51  | Samuel PEZZETTA (SA) / Unitech Racing / Remo Contractors / SA Profiling / SA Crush & Recycle                    | Yamaha YZF-R3  | 1:10.312    | 12 of 16 | 3.837         | .192        |
| 31  | 36  | Angus GRENFELL (VIC) / ABU Group / Just Investments / Peek Visual / Ricondi / TERRA / Speed Angle               | Yamaha YZF-R3  | 1:10.739    | 2 of 2   | 4.264         | .427        |

Current qualifying record for SS300 class - 1:05.536 by Max STAUFFER (NSW) on a Yamaha R3 321 set on 23/03/19

The results are provisional until the end of the time limit for protests and appeals.

  
 Chief Timekeeper - Scott Laing

  
 Race Director - Tom Williams

  
 Clerk of Course - Paul Hinds



www.computime.com.au  
 COMPUTIME RACE TIMING SYSTEMS PTY LTD





# Wakefield Park Raceway

## Round 3 : April 16 - 18



### DUNLOP SUPERSPORT 300 CHAMPIONSHIP

#### Qualifying 2

Date: 17/04/21  
 Event: Q06  
 Weather: Partly cloudy - Temp: 17.5C  
 Track: Dry - Temp: 32.1C


Started at: 13:00:03  
 Laps: 20 Min  
 Starters: 31  
 Printed at: 13:28

#### PROVISIONAL LAP TIMES

| No | Name                     | Lap 1    | Lap 2           | Lap 3           | Lap 4           | Lap 5           | Lap 6           | Lap 7           | Lap 8           | Lap 9           | Lap 10          |
|----|--------------------------|----------|-----------------|-----------------|-----------------|-----------------|-----------------|-----------------|-----------------|-----------------|-----------------|
| 3  | Cameron DUNKER (NSW)     | 1:19.614 | 1:08.207        | 1:07.331        | 1:07.121        | <b>1:06.626</b> |                 |                 |                 |                 |                 |
| 7  | Zane KINNA (VIC)         | 1:17.829 | 1:08.662        | 1:09.926        | 1:08.962        | 1:36.963        | 1:16.619        | 1:08.188        | <b>1:07.606</b> | 1:36.848        | 1:17.663        |
|    |                          | 10       | 1:08.671        |                 |                 |                 |                 |                 |                 |                 |                 |
| 11 | Brandon DEMMERY (NSW)    | 1:29.150 | 1:10.275        | 1:08.479        | 11:32.517       | 1:21.297        | 1:07.650        | <b>1:07.000</b> |                 |                 |                 |
| 12 | Henry SNELL (QLD)        | 1:27.931 | 1:09.986        | 1:09.609        | 1:09.252        | 1:08.391        | 1:09.314        | <b>1:08.159</b> | 1:08.846        | 1:08.879        | 1:09.596        |
|    |                          | 10       | 1:08.595        | 1:09.160        |                 |                 |                 |                 |                 |                 |                 |
| 16 | James JACOBS (NSW)       | 1:30.035 | 1:11.271        | 1:07.807        | <b>1:07.349</b> |                 |                 |                 |                 |                 |                 |
| 20 | Jonathan NAHLOUS (NSW)   | 1:27.344 | 1:10.063        | 1:09.485        | 1:09.102        | 1:07.418        | 1:07.722        | 1:08.693        | 1:35.776        | 1:38.513        | 1:08.461        |
|    |                          | 10       | 1:07.794        | 1:08.660        | <b>1:06.824</b> | 1:14.759        | 1:07.500        | 1:09.341        | 1:22.263        |                 |                 |
| 22 | Zackary JOHNSON (VIC)    | 1:20.852 | 1:07.759        | <b>1:07.346</b> |                 |                 |                 |                 |                 |                 |                 |
| 25 | Brodie GAWITH (VIC)      | 1:26.541 | 1:09.064        | 1:10.427        | 1:09.796        | 1:08.528        | 1:09.403        | 1:07.583        | 1:58.288        | 1:18.260        | <b>1:06.966</b> |
|    |                          | 10       | 1:07.789        |                 |                 |                 |                 |                 |                 |                 |                 |
| 34 | Benjamin ANGELIDIS (ACT) | 1:20.465 | 1:12.486        | 1:14.943        | 1:14.530        | 1:12.545        | 1:11.875        | 1:11.527        | 1:12.716        | 1:11.291        | 1:10.925        |
|    |                          | 10       | 1:10.813        | <b>1:10.087</b> |                 |                 |                 |                 |                 |                 |                 |
| 35 | Varis FLEMING (VIC)      | 1:23.676 | 1:12.748        | 1:54.562        | 1:17.208        | 1:11.669        | 1:11.418        | 1:07.626        | 1:07.788        | 1:59.861        | 1:19.094        |
|    |                          | 10       | 1:09.327        | <b>1:07.138</b> | 1:08.492        | 1:07.261        | 1:11.373        | 1:08.525        |                 |                 |                 |
| 36 | Angus GRENFELL (VIC)     | 1:20.735 | <b>1:10.739</b> |                 |                 |                 |                 |                 |                 |                 |                 |
| 39 | Glenn NELSON (QLD)       | 1:16.879 | 1:09.144        | 1:09.774        | 2:16.461        | 1:19.138        | 1:08.192        | 1:07.327        | 1:09.313        | <b>1:07.022</b> | 1:08.796        |
|    |                          | 10       | 1:08.616        |                 |                 |                 |                 |                 |                 |                 |                 |
| 45 | Jamie PORT (VIC)         | 1:22.296 | 1:10.485        | 1:11.127        | 1:10.032        | 1:10.295        | 2:57.315        | 1:21.336        | 1:10.293        | 1:09.790        | <b>1:09.775</b> |
|    |                          | 10       | 1:10.702        | 1:10.403        |                 |                 |                 |                 |                 |                 |                 |
| 47 | Zylas BUNTING (NSW)      | 1:34.684 | 1:11.100        | 1:10.152        | 1:08.642        | 1:09.025        | 1:09.489        | 1:07.975        | 1:07.310        | 1:07.079        | 1:07.673        |
|    |                          | 10       | <b>1:06.475</b> | 1:08.316        | 1:06.926        | 1:07.057        | 1:08.957        | 1:06.880        | 1:07.599        | 1:08.712        |                 |
| 49 | Jake FARNSWORTH (NSW)    | 1:22.181 | 1:09.721        | 1:08.888        | 1:08.270        | 1:09.098        | 1:08.267        | 1:08.299        | 1:07.741        | 1:07.682        | 1:07.831        |
|    |                          | 10       | 1:07.489        | <b>1:07.097</b> | 1:07.217        | 1:33.490        | 1:15.699        | 1:07.853        | 1:07.885        |                 |                 |
| 51 | Samuel PEZZETTA (SA)     | 1:27.480 | 1:13.953        | 1:13.216        | 1:12.317        | 1:12.235        | 1:11.004        | 1:11.185        | 1:10.638        | 1:11.148        | 1:12.253        |
|    |                          | 10       | 1:10.610        | <b>1:10.312</b> | 1:10.518        | 1:11.137        | 1:10.944        | 1:11.180        |                 |                 |                 |
| 56 | Jesse WOODS (TAS)        | 1:23.004 | 1:13.479        | 1:13.511        | 1:12.498        | 1:12.401        | 1:11.821        | 1:12.279        | 1:11.833        | 1:11.565        | 1:10.963        |
|    |                          | 10       | 1:11.125        | 1:10.822        | 1:36.488        | 1:21.223        | 1:10.686        | <b>1:10.120</b> | 1:10.738        |                 |                 |
| 58 | Lucas QUINN (QLD)        | 1:20.767 | 1:11.650        | 1:09.247        | 1:09.228        | 1:09.000        | 1:08.572        | 1:08.736        | 1:08.617        | 1:11.104        | 1:08.832        |
|    |                          | 10       | 1:08.535        | 1:08.213        | 1:08.076        | 1:07.877        | 1:07.717        | 1:07.610        | <b>1:07.188</b> | 1:07.768        |                 |
| 63 | Clay CLEGG (NSW)         | 1:20.996 | 1:12.056        | 1:09.459        | 1:09.136        | 1:08.821        | 1:08.747        | 1:08.684        | 1:08.326        | 1:58.932        | 1:16.406        |
|    |                          | 10       | 1:08.952        | 2:12.683        | 1:15.864        | 1:07.708        | <b>1:07.642</b> | 1:07.783        |                 |                 |                 |
| 69 | Archie McDONALD (NSW)    | 1:20.631 | 1:10.874        | 1:08.389        | 1:08.873        | 1:08.372        | <b>1:07.724</b> |                 |                 |                 |                 |
| 78 | Caleb GILMORE (MWT)      | 1:20.971 | 1:07.699        | 1:11.263        | 1:10.289        | 2:25.961        | 1:24.628        | 1:06.756        | 1:07.211        | 1:06.830        | 1:08.613        |
|    |                          | 10       | <b>1:06.588</b> | 1:06.765        | 1:08.283        |                 |                 |                 |                 |                 |                 |
| 88 | Joseph MARINIELLO (VIC)  | 1:24.065 | 1:11.335        | 1:08.943        | 1:08.917        | 1:08.968        | 2:48.889        | 1:23.895        | 1:09.164        | 1:14.861        | 1:09.368        |

  
 Chief Timekeeper - Scott Lang

  
 Race Director - Tom Williams

  
 Clerk of Course - Paul Hinds





# Wakefield Park Raceway

## Round 3 : April 16 - 18



### DUNLOP SUPERSPORT 300 CHAMPIONSHIP

#### Qualifying 2

Date: 17/04/21  
 Event: Q06  
 Weather: Partly cloudy - Temp: 17.5C  
 Track: Dry - Temp: 32.1C


Started at: 13:00:03  
 Laps: 20 Min  
 Starters: 31  
 Printed at: 13:28


#### PROVISIONAL LAP TIMES

| No  | Name                  | Lap 1           | Lap 2           | Lap 3           | Lap 4    | Lap 5           | Lap 6           | Lap 7           | Lap 8           | Lap 9           | Lap 10   |
|-----|-----------------------|-----------------|-----------------|-----------------|----------|-----------------|-----------------|-----------------|-----------------|-----------------|----------|
| 10  |                       | <b>1:08.582</b> | 1:12.057        | 1:08.608        |          |                 |                 |                 |                 |                 |          |
| 91  | Taiyo AKSU (QLD)      | 1:28.456        | 1:11.203        | 1:11.987        | 1:10.864 | 1:38.351        | 1:16.889        | 1:09.237        | 1:08.978        | 1:08.452        | 1:22.825 |
| 10  |                       | 1:08.838        | 1:08.962        | 1:08.310        | 1:08.969 | 1:07.876        | <b>1:07.603</b> | 1:08.221        |                 |                 |          |
| 97  | Peter NERLICH (VIC)   | 1:34.427        | 1:11.123        | 1:10.010        | 1:09.415 | 2:51.270        | 1:18.564        | 1:08.319        | 1:08.816        | 1:09.253        | 1:09.279 |
| 10  |                       | 1:07.804        | 1:09.517        | 1:07.799        | 1:07.659 | <b>1:07.551</b> | 1:08.653        |                 |                 |                 |          |
| 99  | Jacob HATCH (NSW)     | 1:17.022        | 1:09.241        | 1:09.834        | 1:07.406 | 1:07.255        | 4:52.084        | 1:17.045        | 1:07.541        | <b>1:07.035</b> |          |
| 110 | Zakary PETTENDY (NSW) | 1:22.244        | 1:11.139        | 1:08.955        | 1:11.284 | 1:29.621        | 1:10.704        | 1:40.068        | 1:21.252        | 1:08.527        | 1:09.679 |
| 10  |                       | 1:10.416        | <b>1:08.037</b> | 1:08.424        | 1:08.830 | 1:10.179        | 1:08.219        | 1:08.408        |                 |                 |          |
| 121 | Reece OUGHTRED (VIC)  | 1:16.972        | <b>1:09.245</b> |                 |          |                 |                 |                 |                 |                 |          |
| 181 | Liam WATERS (QLD)     | 1:20.658        | 1:11.903        | 1:09.416        | 1:08.919 | 1:08.910        | 1:08.514        | 1:08.803        | 1:08.468        | 1:09.358        | 1:08.898 |
| 10  |                       | 1:08.830        | 1:09.648        | 1:08.167        | 1:07.883 | 1:08.734        | 1:08.323        | <b>1:07.639</b> | 1:07.764        |                 |          |
| 222 | Lincoln KNIGHT (NSW)  | 1:25.715        | 1:12.830        | 1:11.706        | 1:11.101 | 1:11.151        | 1:10.042        | 1:10.665        | 1:09.681        | 1:09.759        | 1:09.386 |
| 10  |                       | 1:10.374        | 1:09.305        | <b>1:09.198</b> | 1:09.562 | 1:09.989        | 1:10.304        |                 |                 |                 |          |
| 355 | Laura BROWN (NSW)     | 1:25.715        | 2:03.907        | 1:20.149        | 1:08.764 | 1:09.723        | 1:09.231        | 1:10.304        | <b>1:08.382</b> | 2:06.380        | 1:18.066 |
| 10  |                       | 1:09.910        | 1:08.548        | 1:11.374        | 1:11.313 | 1:08.506        |                 |                 |                 |                 |          |
| 444 | Ryan MOSCARDINI (QLD) | 1:26.029        | 1:13.696        | 1:12.728        | 1:11.319 | 1:11.501        | 3:02.217        | 1:27.322        | 1:10.392        | 1:09.702        | 1:09.682 |
| 10  |                       | 1:09.588        | 1:09.193        | 1:08.901        | 1:09.045 | <b>1:08.839</b> |                 |                 |                 |                 |          |

The results are provisional until the end of the time limit for protests and appeals.

  
 Chief Timekeeper - Scott Laing

  
 Race Director - Tom Williams

  
 Clerk of Course - Paul Hinds



[www.computime.com.au](http://www.computime.com.au)  
 COMPUTIME RACE TIMING SYSTEMS PTY LTD





# Wakefield Park Raceway

## Round 3 : April 16 - 18



ASBK.COM.AU f t i y

### DUNLOP SUPERSPORT 300 CHAMPIONSHIP

#### Qualifying 2

Date: 17/04/21  
 Event: Q06  
 Weather: Partly cloudy - Temp: 17.5C  
 Track: Dry - Temp: 32.1C

Started at: 13:00:03  
 Laps: 20 Min  
 Starters: 31  
 Printed at: 13:28

#### PROVISIONAL SPLIT TIMES

| Lap                                   | Split 1       | Split 2       | Split 3       | Lap Time        | Lap                                       | Split 1       | Split 2       | Split 3       | Lap Time        |
|---------------------------------------|---------------|---------------|---------------|-----------------|---|---------------|---------------|---------------|-----------------|
| <b>3 Cameron DUNKER (NSW) (3rd)</b>   |               |               |               |                 | 2   | 18.384        | 27.269        | 25.618        | 1:11.271        |
| 1                                     | 27.741        | 26.640        | 25.233        | 1:19.614 P      | 3   | 18.565        | 24.881        | 24.361        | 1:07.807        |
| 2                                     | 19.084        | 24.743        | 24.380        | 1:08.207        | 4   | <b>18.274</b> | <b>24.815</b> | <b>24.260</b> | <b>1:07.349</b> |
| 3                                     | 18.793        | 24.386        | 24.152        | 1:07.331        | <b>20 Jonathan NAHLOUS (NSW) (4th)</b>    |               |               |               |                 |
| 4                                     | 18.486        | 24.447        | 24.188        | 1:07.121        | 1   | 35.125        | 27.219        | 25.000        | 1:27.344 P      |
| 5                                     | <b>18.461</b> | <b>24.120</b> | <b>24.045</b> | <b>1:06.626</b> | 2   | 19.110        | 26.267        | 24.686        | 1:10.063        |
| <b>7 Zane KINNA (VIC) (16th)</b>      |               |               |               |                 | 3   | 19.008        | 25.833        | 24.644        | 1:09.485        |
| 1                                     | 27.356        | 25.526        | 24.947        | 1:17.829 P      | 4   | 19.679        | 24.955        | 24.468        | 1:09.102        |
| 2                                     | 18.928        | 25.066        | 24.668        | 1:08.662        | 5   | 18.416        | 24.797        | 24.205        | 1:07.418        |
| 3                                     | 18.832        | 25.734        | 25.360        | 1:09.926        | 6   | 18.430        | 24.894        | 24.398        | 1:07.722        |
| 4                                     | 19.043        | 24.952        | 24.967        | 1:08.962        | 7   | 18.765        | 25.388        | 24.540        | 1:08.693        |
| 5                                     | 19.170        | 25.736        | 52.057        | 1:36.963        | 8   | 18.339        | 26.583        | 50.854        | 1:35.776        |
| 6                                     | 26.317        | 25.390        | 24.912        | 1:16.619 P      | 9   | 49.172        | 25.065        | 24.276        | 1:38.513 P      |
| 7                                     | 18.914        | 24.804        | 24.470        | 1:08.188        | 10  | <b>18.326</b> | 25.570        | 24.565        | 1:08.461        |
| 8                                     | <b>18.621</b> | <b>24.661</b> | <b>24.324</b> | <b>1:07.606</b> | 11  | 18.564        | 25.030        | 24.200        | 1:07.794        |
| 9                                     | 19.897        | 25.414        | 51.537        | 1:36.848        | 12  | 18.684        | 25.533        | 24.443        | 1:08.660        |
| 10                                    | 25.764        | 25.614        | 26.285        | 1:17.663 P      | 13  | 18.349        | <b>24.600</b> | <b>23.875</b> | <b>1:06.824</b> |
| 11                                    | 18.858        | 25.059        | 24.754        | 1:08.671        | 14  | 20.464        | 25.504        | 28.791        | 1:14.759        |
| <b>11 Brandon DEMMERY (NSW) (6th)</b> |               |               |               |                 | 15  | 18.422        | 24.758        | 24.320        | 1:07.500        |
| 1                                     | 35.817        | 27.379        | 25.954        | 1:29.150 P      | 16  | 20.119        | 24.797        | 24.425        | 1:09.341        |
| 2                                     | 19.440        | 25.518        | 25.317        | 1:10.275        | 17  |               | 57.611        | 24.652        | 1:22.263        |
| 3                                     | 18.972        | 24.754        | 24.753        | 1:08.479        | <b>22 Zackary JOHNSON (VIC) (12th)</b>    |               |               |               |                 |
| 4                                     | 19.079        | 26.605        | 50.46.833     | 1:32.517        | 1   | 28.894        | 27.040        | 24.918        | 1:20.852 P      |
| 5                                     | 30.919        | 25.545        | 24.833        | 1:21.297 P      | 2   | <b>18.549</b> | 24.744        | 24.466        | 1:07.759        |
| 6                                     | 18.907        | 24.396        | 24.347        | 1:07.650        | 3   | 18.789        | <b>24.445</b> | <b>24.112</b> | <b>1:07.346</b> |
| 7                                     | <b>18.737</b> | <b>24.222</b> | <b>24.041</b> | <b>1:07.000</b> | <b>25 Brodie GAWITH (VIC) (5th)</b>       |               |               |               |                 |
| <b>12 Henry SNELL (QLD) (21th)</b>    |               |               |               |                 | 1   | 35.415        | 25.966        | 25.160        | 1:26.541 P      |
| 1                                     | 36.214        | 26.426        | 25.291        | 1:27.931 P      | 2   | 19.103        | 25.094        | 24.867        | 1:09.064        |
| 2                                     | 19.515        | 25.405        | 25.066        | 1:09.986        | 3   | 19.058        | 25.998        | 25.371        | 1:10.427        |
| 3                                     | 19.035        | 25.712        | 24.862        | 1:09.609        | 4   | 19.103        | 25.293        | 25.400        | 1:09.796        |
| 4                                     | 19.539        | 24.891        | 24.822        | 1:09.252        | 5   | 19.091        | 25.084        | 24.353        | 1:08.528        |
| 5                                     | 18.970        | 24.977        | <b>24.444</b> | 1:08.391        | 6   | 18.788        | 26.100        | 24.515        | 1:09.403        |
| 6                                     | 19.381        | 25.137        | 24.796        | 1:09.314        | 7   | 18.657        | 24.400        | 24.526        | 1:07.583        |
| 7                                     | <b>18.706</b> | <b>24.571</b> | 24.882        | <b>1:08.159</b> | 8   | 18.783        | 25.760        | 1:13.745      | 1:58.288        |
| 8                                     | 19.072        | 25.002        | 24.772        | 1:08.846        | 9   | 29.411        | 24.597        | 24.252        | 1:18.260 P      |
| 9                                     | 19.047        | 24.853        | 24.979        | 1:08.879        | 10  | <b>18.633</b> | <b>24.270</b> | <b>24.063</b> | <b>1:06.966</b> |
| 10                                    | 19.182        | 25.136        | 25.278        | 1:09.596        | 11  | 18.817        | 24.546        | 24.426        | 1:07.789        |
| 11                                    | 18.965        | 24.690        | 24.940        | 1:08.595        | <b>34 Benjamin ANGELIDIS (ACT) (28th)</b> |               |               |               |                 |
| 12                                    | 19.411        | 24.973        | 24.776        | 1:09.160        | 1   | 26.074        | 27.999        | 26.392        | 1:20.465 P      |
| <b>16 James JACOBS (NSW) (13th)</b>   |               |               |               |                 | 2   | 20.094        | 26.572        | 25.820        | 1:12.486        |
| 1                                     | 39.762        | 25.583        | 24.690        | 1:30.035 P      | 3   | 21.204        | 27.367        | 26.372        | 1:14.943        |

*Scott Laing*  
 Chief Timekeeper - Scott Laing

*Tom Williams*  
 Race Director - Tom Williams

*Paul Hinds*  
 Clerk of Course - Paul Hinds



www.computime.com.au  
 COMPUTIME RACE TIMING SYSTEMS PTY LTD





# Wakefield Park Raceway

## Round 3 : April 16 - 18



### DUNLOP SUPERSPORT 300 CHAMPIONSHIP

#### Qualifying 2

Date: 17/04/21  
 Event: Q06  
 Weather: Partly cloudy - Temp: 17.5C  
 Track: Dry - Temp: 32.1C

Started at: 13:00:03  
 Laps: 20 Min  
 Starters: 31  
 Printed at: 13:28

#### PROVISIONAL SPLIT TIMES

| Lap                            | Split 1       | Split 2       | Split 3       | Lap Time        | Lap                            | Split 1       | Split 2       | Split 3       | Lap Time        |
|--------------------------------|---------------|---------------|---------------|-----------------|--------------------------------|---------------|---------------|---------------|-----------------|
| 45 Jamie PORT (VIC) (27th)     |               |               |               |                 | 1                              | 28.780        | 27.780        | 25.736        | 1:22.296 P      |
| 4                              | 20.094        | 26.754        | 27.682        | 1:14.530        | 2                              | 19.522        | 25.836        | 25.127        | 1:10.485        |
| 5                              | 20.414        | 26.018        | 26.113        | 1:12.545        | 3                              | 19.794        | 25.959        | 25.374        | 1:11.127        |
| 6                              | 20.197        | 26.122        | 25.556        | 1:11.875        | 4                              | 19.392        | 25.350        | 25.290        | 1:10.032        |
| 7                              | 19.809        | 26.054        | 25.664        | 1:11.527        | 5                              | 19.209        | 25.858        | 25.228        | 1:10.295        |
| 8                              | 19.653        | 26.169        | 26.894        | 1:12.716        | 6                              | <b>19.081</b> | 25.757        | 2:12.477      | 2:57.315        |
| 9                              | 19.749        | 25.934        | 25.608        | 1:11.291        | 7                              | 30.004        | 25.911        | 25.421        | 1:21.336 P      |
| 10                             | 19.731        | 25.430        | 25.764        | 1:10.925        | 8                              | 19.268        | 25.658        | 25.367        | 1:10.293        |
| 11                             | 19.841        | 25.392        | 25.580        | 1:10.813        | 9                              | 19.173        | 25.401        | 25.216        | 1:09.790        |
| 12                             | <b>19.548</b> | <b>25.112</b> | <b>25.427</b> | <b>1:10.087</b> | 10                             | 19.499        | <b>25.213</b> | <b>25.063</b> | <b>1:09.775</b> |
| 35 Varis FLEMING (VIC) (10th)  |               |               |               |                 | 11                             | 19.276        | 25.842        | 25.584        | 1:10.702        |
| 1                              | 31.531        | 26.944        | 25.201        | 1:23.676 P      | 12                             | 19.300        | 25.665        | 25.438        | 1:10.403        |
| 2                              | 19.247        | 27.612        | 25.889        | 1:12.748        | 47 Zylas BUNTING (NSW) (1st)   |               |               |               |                 |
| 3                              | 20.594        | 26.740        | 1:07.228      | 1:54.562        | 1                              | 38.839        | 29.084        | 26.761        | 1:34.684 P      |
| 4                              | 27.357        | 25.234        | 24.617        | 1:17.208 P      | 2                              | 19.619        | 26.028        | 25.453        | 1:11.100        |
| 5                              | 20.046        | 25.645        | 25.978        | 1:11.669        | 3                              | 19.003        | 26.118        | 25.031        | 1:10.152        |
| 6                              | 20.589        | 25.814        | 25.015        | 1:11.418        | 4                              | 18.939        | 25.097        | 24.606        | 1:08.642        |
| 7                              | 18.834        | 24.583        | 24.209        | 1:07.626        | 5                              | 18.550        | 25.491        | 24.984        | 1:09.025        |
| 8                              | 18.917        | 24.685        | 24.186        | 1:07.788        | 6                              | 19.194        | 25.311        | 24.984        | 1:09.489        |
| 9                              | 18.795        | 26.230        | 1:14.836      | 1:59.861        | 7                              | 18.809        | 24.505        | 24.661        | 1:07.975        |
| 10                             | 26.724        | 26.509        | 25.861        | 1:19.094 P      | 8                              | 18.725        | 24.331        | 24.254        | 1:07.310        |
| 11                             | 19.637        | 24.697        | 24.993        | 1:09.327        | 9                              | 18.607        | 24.215        | 24.257        | 1:07.079        |
| 12                             | <b>18.763</b> | 24.332        | <b>24.043</b> | <b>1:07.138</b> | 10                             | <b>18.432</b> | 24.947        | 24.294        | 1:07.673        |
| 13                             | 19.281        | 24.861        | 24.350        | 1:08.492        | 11                             | 18.453        | 24.076        | <b>23.946</b> | <b>1:06.475</b> |
| 14                             | 18.894        | <b>24.261</b> | 24.106        | 1:07.261        | 12                             | 18.903        | 25.095        | 24.318        | 1:08.316        |
| 15                             | 19.139        | 27.683        | 24.551        | 1:11.373        | 13                             | 18.526        | 24.080        | 24.320        | 1:06.926        |
| 16                             | 18.976        | 25.311        | 24.238        | 1:08.525        | 14                             | 18.542        | 24.213        | 24.302        | 1:07.057        |
| 36 Angus GRENFELL (VIC) (31th) |               |               |               |                 | 15                             | 19.852        | 24.456        | 24.649        | 1:08.957        |
| 1                              | 27.046        | 27.059        | 26.630        | 1:20.735 P      | 16                             | 18.568        | <b>24.044</b> | 24.268        | 1:06.880        |
| 2                              | <b>19.704</b> | <b>26.121</b> | <b>24.914</b> | <b>1:10.739</b> | 17                             | 18.527        | 24.146        | 24.926        | 1:07.599        |
| 39 Glenn NELSON (QLD) (7th)    |               |               |               |                 | 18                             | 19.277        | 24.525        | 24.910        | 1:08.712        |
| 1                              | 25.539        | 26.144        | 25.196        | 1:16.879 P      | 49 Jake FARNSWORTH (NSW) (9th) |               |               |               |                 |
| 2                              | 19.010        | 25.514        | 24.620        | 1:09.144        | 1                              | 28.822        | 27.878        | 25.481        | 1:22.181 P      |
| 3                              | 19.110        | 25.590        | 25.074        | 1:09.774        | 2                              | 19.050        | 25.862        | 24.809        | 1:09.721        |
| 4                              | 18.905        | 24.442        | 1:33.114      | 2:16.461        | 3                              | 18.942        | 25.447        | 24.499        | 1:08.888        |
| 5                              | 26.443        | 27.838        | 24.857        | 1:19.138 P      | 4                              | 18.566        | 25.103        | 24.601        | 1:08.270        |
| 6                              | 18.835        | 24.702        | 24.655        | 1:08.192        | 5                              | 18.539        | 25.898        | 24.661        | 1:09.098        |
| 7                              | 18.600        | 24.404        | 24.323        | 1:07.327        | 6                              | 18.735        | 25.112        | 24.420        | 1:08.267        |
| 8                              | 20.112        | 24.939        | 24.262        | 1:09.313        | 7                              | 18.673        | 24.946        | 24.680        | 1:08.299        |
| 9                              | 18.793        | <b>24.190</b> | <b>24.039</b> | <b>1:07.022</b> | 8                              | 18.576        | 24.809        | 24.356        | 1:07.741        |
| 10                             | 18.725        | 25.948        | 24.123        | 1:08.796        | 9                              | 18.587        | 24.799        | 24.296        | 1:07.682        |
| 11                             | <b>18.488</b> | 25.587        | 24.541        | 1:08.616        | 10                             | 18.555        | 24.947        | 24.329        | 1:07.831        |

*Scott Laing*  
 Chief Timekeeper - Scott Laing

*Tom Williams*  
 Race Director - Tom Williams

*Paul Hinds*  
 Clerk of Course - Paul Hinds





# Wakefield Park Raceway

## Round 3 : April 16 - 18



### DUNLOP SUPERSPORT 300 CHAMPIONSHIP

#### Qualifying 2

Date: 17/04/21  
 Event: Q06  
 Weather: Partly cloudy - Temp: 17.5C  
 Track: Dry - Temp: 32.1C

Started at: 13:00:03  
 Laps: 20 Min  
 Starters: 31  
 Printed at: 13:28

#### PROVISIONAL SPLIT TIMES

| Lap                                   | Split 1       | Split 2       | Split 3       | Lap Time        | Lap                                    | Split 1       | Split 2       | Split 3       | Lap Time        |
|---------------------------------------|---------------|---------------|---------------|-----------------|--|---------------|---------------|---------------|-----------------|
| 11                                    | 18.525        | 24.637        | 24.327        | 1:07.489        | <b>58 Lucas QUINN (QLD) (11th)</b>     |               |               |               |                 |
| 12                                    | 18.425        | <b>24.446</b> | 24.226        | <b>1:07.097</b> | 1                                      | 27.881        | 26.749        | 26.137        | 1:20.767 P      |
| 13                                    | 18.497        | 24.591        | <b>24.129</b> | 1:07.217        | 2                                      | 19.790        | 26.707        | 25.153        | 1:11.650        |
| 14                                    | <b>18.138</b> | 24.790        | 50.562        | 1:33.490        | 3                                      | 18.869        | 25.491        | 24.887        | 1:09.247        |
| 15                                    | 26.099        | 24.973        | 24.627        | 1:15.699 P      | 4                                      | 19.146        | 25.270        | 24.812        | 1:09.228        |
| 16                                    | 18.594        | 24.583        | 24.676        | 1:07.853        | 5                                      | 19.108        | 25.121        | 24.771        | 1:09.000        |
| 17                                    | 18.513        | 24.921        | 24.451        | 1:07.885        | 6                                      | 18.774        | 25.140        | 24.658        | 1:08.572        |
|                                       |               |               |               |                 | 7                                      | 18.924        | 24.993        | 24.819        | 1:08.736        |
|                                       |               |               |               |                 | 8                                      | 19.070        | 24.853        | 24.694        | 1:08.617        |
| <b>51 Samuel PEZZETTA (SA) (30th)</b> |               |               |               |                 | 9                                      | 18.954        | 25.177        | 26.973        | 1:11.104        |
| 1                                     | 32.375        | 28.645        | 26.460        | 1:27.480 P      | 10                                     | 19.023        | 25.007        | 24.802        | 1:08.832        |
| 2                                     | 20.605        | 27.547        | 25.801        | 1:13.953        | 11                                     | 19.038        | 24.762        | 24.735        | 1:08.535        |
| 3                                     | 20.071        | 27.172        | 25.973        | 1:13.216        | 12                                     | 18.776        | 24.670        | 24.767        | 1:08.213        |
| 4                                     | 20.004        | 26.782        | 25.531        | 1:12.317        | 13                                     | 18.779        | 24.692        | 24.605        | 1:08.076        |
| 5                                     | 19.887        | 26.798        | 25.550        | 1:12.235        | 14                                     | 18.788        | 24.706        | 24.383        | 1:07.877        |
| 6                                     | 19.850        | 26.140        | 25.014        | 1:11.004        | 15                                     | <b>18.625</b> | 24.601        | 24.491        | 1:07.717        |
| 7                                     | 19.962        | 26.082        | 25.141        | 1:11.185        | 16                                     | 18.640        | 24.428        | 24.542        | 1:07.610        |
| 8                                     | 19.852        | 25.741        | 25.045        | 1:10.638        | 17                                     | 18.638        | <b>24.283</b> | <b>24.267</b> | <b>1:07.188</b> |
| 9                                     | 19.738        | 26.085        | 25.325        | 1:11.148        | 18                                     | 18.730        | 24.631        | 24.407        | 1:07.768        |
| 10                                    | 20.226        | 26.804        | 25.223        | 1:12.253        | <b>63 Clay CLEGG (NSW) (18th)</b>      |               |               |               |                 |
| 11                                    | 19.794        | 25.828        | 24.988        | 1:10.610        | 1                                      | 26.793        | 27.875        | 26.328        | 1:20.996 P      |
| 12                                    | 19.790        | <b>25.504</b> | 25.018        | <b>1:10.312</b> | 2                                      | 20.179        | 26.534        | 25.343        | 1:12.056        |
| 13                                    | 19.917        | 25.788        | <b>24.813</b> | 1:10.518        | 3                                      | 19.062        | 25.552        | 24.845        | 1:09.459        |
| 14                                    | <b>19.673</b> | 25.865        | 25.599        | 1:11.137        | 4                                      | 19.161        | 25.122        | 24.853        | 1:09.136        |
| 15                                    | 19.920        | 25.772        | 25.252        | 1:10.944        | 5                                      | 18.978        | 25.292        | 24.551        | 1:08.821        |
| 16                                    | 19.911        | 26.130        | 25.139        | 1:11.180        | 6                                      | 18.873        | 25.204        | 24.670        | 1:08.747        |
|                                       |               |               |               |                 | 7                                      | 19.250        | 24.901        | 24.533        | 1:08.684        |
|                                       |               |               |               |                 | 8                                      | 19.269        | 24.752        | 24.305        | 1:08.326        |
|                                       |               |               |               |                 | 9                                      | 19.677        | 25.464        | 1:13.791      | 1:58.932        |
|                                       |               |               |               |                 | 10                                     | 26.597        | 25.018        | 24.791        | 1:16.406 P      |
|                                       |               |               |               |                 | 11                                     | 19.056        | 25.053        | 24.843        | 1:08.952        |
|                                       |               |               |               |                 | 12                                     | 19.091        | 24.811        | 1:28.781      | 2:12.683        |
|                                       |               |               |               |                 | 13                                     | 26.634        | 24.764        | 24.466        | 1:15.864 P      |
|                                       |               |               |               |                 | 14                                     | 18.702        | 24.659        | 24.347        | 1:07.708        |
|                                       |               |               |               |                 | 15                                     | 18.776        | <b>24.599</b> | 24.267        | <b>1:07.642</b> |
|                                       |               |               |               |                 | 16                                     | <b>18.676</b> | 24.844        | <b>24.263</b> | 1:07.783        |
| <b>56 Jesse WOODS (TAS) (29th)</b>    |               |               |               |                 | <b>69 Archie McDONALD (NSW) (19th)</b> |               |               |               |                 |
| 1                                     | 28.654        | 27.816        | 26.534        | 1:23.004 P      | 1                                      | 27.921        | 26.920        | 25.790        | 1:20.631 P      |
| 2                                     | 20.147        | 26.986        | 26.346        | 1:13.479        | 2                                      | 19.763        | 26.508        | 24.603        | 1:10.874        |
| 3                                     | 20.323        | 27.340        | 25.848        | 1:13.511        | 3                                      | <b>18.783</b> | 24.975        | 24.631        | 1:08.389        |
| 4                                     | 20.021        | 26.545        | 25.932        | 1:12.498        | 4                                      | 19.032        | 25.348        | 24.493        | 1:08.873        |
| 5                                     | 19.875        | 26.623        | 25.903        | 1:12.401        | 5                                      | 18.869        | 25.030        | 24.473        | 1:08.372        |
| 6                                     | 19.888        | 26.409        | 25.524        | 1:11.821        | 6                                      | 18.813        | <b>24.715</b> | <b>24.196</b> | <b>1:07.724</b> |
| 7                                     | 19.738        | 26.676        | 25.865        | 1:12.279        |  |               |               |               |                 |
| 8                                     | 19.547        | 26.350        | 25.936        | 1:11.833        |  |               |               |               |                 |
| 9                                     | 19.511        | 26.337        | 25.717        | 1:11.565        |  |               |               |               |                 |
| 10                                    | 19.400        | 26.000        | 25.563        | 1:10.963        |  |               |               |               |                 |
| 11                                    | 19.555        | 26.122        | 25.448        | 1:11.125        |  |               |               |               |                 |
| 12                                    | <b>19.340</b> | 25.729        | 25.753        | 1:10.822        |  |               |               |               |                 |
| 13                                    | 19.366        | 25.904        | 51.218        | 1:36.488        |  |               |               |               |                 |
| 14                                    | 29.541        | 25.939        | 25.743        | 1:21.223 P      |  |               |               |               |                 |
| 15                                    | 19.448        | 25.760        | 25.478        | 1:10.686        |  |               |               |               |                 |
| 16                                    | 19.369        | <b>25.627</b> | <b>25.124</b> | <b>1:10.120</b> |  |               |               |               |                 |
| 17                                    | 19.398        | 25.984        | 25.356        | 1:10.738        |  |               |               |               |                 |

*Scott Laing*  
 Chief Timekeeper - Scott Laing

*Tom Williams*  
 Race Director - Tom Williams

*Paul Hinds*  
 Clerk of Course - Paul Hinds





# Wakefield Park Raceway

## Round 3 : April 16 - 18



### DUNLOP SUPERSPORT 300 CHAMPIONSHIP

#### Qualifying 2

Date: 17/04/21  
 Event: Q06  
 Weather: Partly cloudy - Temp: 17.5C  
 Track: Dry - Temp: 32.1C

Started at: 13:00:03  
 Laps: 20 Min  
 Starters: 31  
 Printed at: 13:28

#### PROVISIONAL SPLIT TIMES

| Lap                                      | Split 1       | Split 2       | Split 3       | Lap Time        | Lap                                     | Split 1       | Split 2       | Split 3       | Lap Time        |
|--|---------------|---------------|---------------|-----------------|---|---------------|---------------|---------------|-----------------|
| <b>78 Caleb GILMORE (MWT) (2nd)</b>      |               |               |               |                 | 15                                      | 18.915        | 24.415        | 24.546        | 1:07.876        |
| 1  | 29.691        | 25.977        | 25.303        | 1:20.971 P      | 16                                      | 18.918        | <b>24.281</b> | <b>24.404</b> | <b>1:07.603</b> |
| 2  | 18.798        | 24.343        | 24.558        | 1:07.699        | 17                                      | 18.923        | 24.674        | 24.624        | 1:08.221        |
| 3  | 19.135        | 26.156        | 25.972        | 1:11.263        | <b>97 Peter NERLICH (VIC) (14th)</b>    |               |               |               |                 |
| 4  | 18.836        | 26.311        | 25.142        | 1:10.289        | 1                                       | 38.385        | 29.124        | 26.918        | 1:34.427 P      |
| 5  | 18.585        | 25.125        | 1:42.251      | 2:25.961        | 2                                       | 19.348        | 26.144        | 25.631        | 1:11.123        |
| 6  | 34.848        | 25.014        | 24.766        | 1:24.628 P      | 3                                       | 18.855        | 25.984        | 25.171        | 1:10.010        |
| 7  | 18.715        | <b>23.929</b> | 24.112        | 1:06.756        | 4                                       | 18.968        | 25.322        | 25.125        | 1:09.415        |
| 8  | 18.596        | 24.272        | 24.343        | 1:07.211        | 5                                       | 18.673        | 25.037        | 2:07.560      | 2:51.270        |
| 9  | <b>18.537</b> | 24.204        | 24.089        | 1:06.830        | 6                                       | 28.132        | 25.433        | 24.999        | 1:18.564 P      |
| 10                                       | 18.964        | 25.154        | 24.495        | 1:08.613        | 7                                       | 18.679        | 24.948        | 24.692        | 1:08.319        |
| 11                                       | 18.563        | 24.121        | 23.904        | <b>1:06.588</b> | 8                                       | 18.684        | 25.178        | 24.954        | 1:08.816        |
| 12                                       | 18.549        | 24.349        | <b>23.867</b> | 1:06.765        | 9                                       | 18.885        | 25.514        | 24.854        | 1:09.253        |
| 13                                       | 19.194        | 24.454        | 24.635        | 1:08.283        | 10                                      | 19.176        | 25.139        | 24.964        | 1:09.279        |
| <b>88 Joseph MARINIELLO (VIC) (23th)</b> |               |               |               |                 | 11                                      | 18.645        | 24.591        | 24.568        | 1:07.804        |
| 1  | 29.139        | 28.302        | 26.624        | 1:24.065 P      | 12                                      | 19.300        | 25.518        | 24.699        | 1:09.517        |
| 2  | 19.860        | 26.432        | 25.043        | 1:11.335        | 13                                      | 18.719        | 24.576        | 24.504        | 1:07.799        |
| 3  | <b>18.760</b> | 25.420        | 24.763        | 1:08.943        | 14                                      | 18.847        | 24.393        | <b>24.419</b> | 1:07.659        |
| 4  | 19.313        | 24.831        | 24.773        | 1:08.917        | 15                                      | <b>18.634</b> | <b>24.257</b> | 24.660        | <b>1:07.551</b> |
| 5  | 19.787        | 24.914        | <b>24.267</b> | 1:08.968        | 16                                      | 19.126        | 24.979        | 24.548        | 1:08.653        |
| 6  | 18.943        | 25.078        | 2:04.868      | 2:48.889        | <b>99 Jacob HATCH (NSW) (8th)</b>       |               |               |               |                 |
| 7  | 28.764        | 28.964        | 26.167        | 1:23.895 P      | 1                                       | 27.000        | 24.889        | 25.133        | 1:17.022 P      |
| 8  | 19.195        | 25.010        | 24.959        | 1:09.164        | 2                                       | 18.822        | 25.477        | 24.942        | 1:09.241        |
| 9  | 19.330        | 29.705        | 25.826        | 1:14.861        | 3                                       | 18.773        | 25.570        | 25.491        | 1:09.834        |
| 10                                       | 19.244        | 25.141        | 24.983        | 1:09.368        | 4                                       | 18.811        | 24.330        | <b>24.265</b> | 1:07.406        |
| 11                                       | 19.272        | <b>24.814</b> | 24.496        | <b>1:08.582</b> | 5                                       | 18.551        | 24.190        | 24.514        | 1:07.255        |
| 12                                       | 20.046        | 27.242        | 24.769        | 1:12.057        | 6                                       | 18.685        | 24.476        | 4:08.923      | 4:52.084        |
| 13                                       | 19.033        | 24.905        | 24.670        | 1:08.608        | 7                                       | 26.052        | 25.697        | 25.296        | 1:17.045 P      |
| <b>91 Taiyo AKSU (QLD) (15th)</b>        |               |               |               |                 | 8                                       | 18.547        | <b>24.044</b> | 24.950        | 1:07.541        |
| 1  | 35.860        | 27.296        | 25.300        | 1:28.456 P      | 9                                       | <b>18.466</b> | 24.169        | 24.400        | <b>1:07.035</b> |
| 2  | 19.178        | 26.155        | 25.870        | 1:11.203        | <b>110 Zakary PETTENDY (NSW) (20th)</b> |               |               |               |                 |
| 3  | 19.838        | 26.769        | 25.380        | 1:11.987        | 1                                       | 29.892        | 26.900        | 25.452        | 1:22.244 P      |
| 4  | 19.931        | 25.879        | 25.054        | 1:10.864        | 2                                       | 18.763        | 26.889        | 25.487        | 1:11.139        |
| 5  | 19.381        | 26.857        | 52.113        | 1:38.351        | 3                                       | 18.721        | 25.245        | 24.989        | 1:08.955        |
| 6  | 26.025        | 25.811        | 25.053        | 1:16.889 P      | 4                                       | 19.103        | 26.054        | 26.127        | 1:11.284        |
| 7  | 19.108        | 25.235        | 24.894        | 1:09.237        | 5                                       | 26.788        | 35.380        | 27.453        | 1:29.621        |
| 8  | <b>18.856</b> | 25.097        | 25.025        | 1:08.978        | 6                                       | 19.301        | 26.098        | 25.305        | 1:10.704        |
| 9  | 18.887        | 24.967        | 24.598        | 1:08.452        | 7                                       | 19.256        | 26.724        | 54.088        | 1:40.068        |
| 10                                       | 19.397        | 28.458        | 34.970        | 1:22.825        | 8                                       | 29.101        | 26.434        | 25.717        | 1:21.252 P      |
| 11                                       | 19.027        | 24.815        | 24.996        | 1:08.838        | 9                                       | 18.698        | 24.914        | 24.915        | 1:08.527        |
| 12                                       | 19.100        | 24.914        | 24.948        | 1:08.962        | 10                                      | 19.187        | 25.170        | 25.322        | 1:09.679        |
| 13                                       | 18.940        | 24.759        | 24.611        | 1:08.310        | 11                                      | 18.633        | 27.065        | 24.718        | 1:10.416        |
| 14                                       | 19.320        | 24.781        | 24.868        | 1:08.969        |   |               |               |               |                 |

*Scott Laing*  
 Chief Timekeeper - Scott Laing

*Tom Williams*  
 Race Director - Tom Williams

*Paul Hinds*  
 Clerk of Course - Paul Hinds





# Wakefield Park Raceway

## Round 3 : April 16 - 18



### DUNLOP SUPERSPORT 300 CHAMPIONSHIP

#### Qualifying 2

Date: 17/04/21  
 Event: Q06  
 Weather: Partly cloudy - Temp: 17.5C  
 Track: Dry - Temp: 32.1C


Started at: 13:00:03  
 Laps: 20 Min  
 Starters: 31  
 Printed at: 13:28


#### PROVISIONAL SPLIT TIMES

| Lap                                    | Split 1       | Split 2       | Split 3       | Lap Time        | Lap                                     | Split 1       | Split 2       | Split 3       | Lap Time        |
|--|---------------|---------------|---------------|-----------------|---|---------------|---------------|---------------|-----------------|
| 12                                     | <b>18.535</b> | 24.792        | 24.710        | <b>1:08.037</b> | 11                                      | 19.334        | 25.709        | 25.331        | 1:10.374        |
| 13                                     | 18.713        | <b>24.764</b> | 24.947        | 1:08.424        | 12                                      | 19.196        | 25.234        | 24.875        | 1:09.305        |
| 14                                     | 18.915        | 25.035        | 24.880        | 1:08.830        | 13                                      | <b>18.998</b> | 25.361        | 24.839        | <b>1:09.198</b> |
| 15                                     | 20.017        | 25.036        | 25.126        | 1:10.179        | 14                                      | 19.429        | <b>25.023</b> | 25.110        | 1:09.562        |
| 16                                     | 18.785        | 24.857        | <b>24.577</b> | 1:08.219        | 15                                      | 19.306        | 25.197        | 25.486        | 1:09.989        |
| 17                                     | 18.794        | 24.974        | 24.640        | 1:08.408        | 16                                      | 19.683        | 25.471        | 25.150        | 1:10.304        |
| <b>121 Reece OUGHTRED (VIC) (26th)</b> |               |               |               |                 | <b>355 Laura BROWN (NSW) (22th)</b>     |               |               |               |                 |
| 1                                      | 25.590        | 26.305        | 25.077        | 1:16.972 P      | 1                                       | 31.297        | 28.264        | 26.154        | 1:25.715 P      |
| 2                                      | <b>19.083</b> | <b>25.583</b> | <b>24.579</b> | <b>1:09.245</b> | 2                                       | 19.850        | 26.800        | 1:17.257      | 2:03.907        |
| <b>181 Liam WATERS (QLD) (17th)</b>    |               |               |               |                 | 3                                       | 28.594        | 26.105        | 25.450        | 1:20.149 P      |
| 1                                      | 28.123        | 26.854        | 25.681        | 1:20.658 P      | 4                                       | 19.156        | 24.923        | 24.685        | 1:08.764        |
| 2                                      | 20.233        | 26.452        | 25.218        | 1:11.903        | 5                                       | 19.229        | 25.392        | 25.102        | 1:09.723        |
| 3                                      | 19.333        | 25.385        | 24.698        | 1:09.416        | 6                                       | 19.201        | 25.312        | 24.718        | 1:09.231        |
| 4                                      | 18.964        | 25.040        | 24.915        | 1:08.919        | 7                                       | 19.092        | 25.750        | 25.462        | 1:10.304        |
| 5                                      | 19.008        | 25.239        | 24.663        | 1:08.910        | 8                                       | 18.935        | <b>24.865</b> | 24.582        | <b>1:08.382</b> |
| 6                                      | 18.814        | 25.194        | 24.506        | 1:08.514        | 9                                       | 19.013        | 25.127        | 1:22.240      | 2:06.380        |
| 7                                      | 19.380        | 24.880        | 24.543        | 1:08.803        | 10                                      | 28.156        | 25.263        | 24.647        | 1:18.066 P      |
| 8                                      | 19.089        | 24.922        | 24.457        | 1:08.468        | 11                                      | 18.920        | 26.231        | 24.759        | 1:09.910        |
| 9                                      | 19.078        | 25.234        | 25.046        | 1:09.358        | 12                                      | 18.985        | 25.102        | <b>24.461</b> | 1:08.548        |
| 10                                     | 18.811        | 25.260        | 24.827        | 1:08.898        | 13                                      | <b>18.881</b> | 25.287        | 27.206        | 1:11.374        |
| 11                                     | 18.749        | 25.166        | 24.915        | 1:08.830        | 14                                      | 20.051        | 26.299        | 24.963        | 1:11.313        |
| 12                                     | 19.023        | 25.458        | 25.167        | 1:09.648        | 15                                      | 18.934        | 25.031        | 24.541        | 1:08.506        |
| 13                                     | 18.894        | 24.869        | 24.404        | 1:08.167        | <b>444 Ryan MOSCARDINI (QLD) (24th)</b> |               |               |               |                 |
| 14                                     | 18.818        | 24.714        | 24.351        | 1:07.883        | 1                                       | 30.880        | 28.667        | 26.482        | 1:26.029 P      |
| 15                                     | 19.082        | 25.032        | 24.620        | 1:08.734        | 2                                       | 20.008        | 27.717        | 25.971        | 1:13.696        |
| 16                                     | 19.323        | 24.623        | 24.377        | 1:08.323        | 3                                       | 19.915        | 27.125        | 25.688        | 1:12.728        |
| 17                                     | 18.692        | <b>24.608</b> | <b>24.339</b> | <b>1:07.639</b> | 4                                       | 19.901        | 26.120        | 25.298        | 1:11.319        |
| 18                                     | <b>18.642</b> | 24.688        | 24.434        | 1:07.764        | 5                                       | 19.311        | 26.565        | 25.625        | 1:11.501        |
| <b>222 Lincoln KNIGHT (NSW) (25th)</b> |               |               |               |                 | 6                                       | 19.671        | 26.309        | 2:16.237      | 3:02.217        |
| 1                                      | 30.644        | 28.724        | 26.347        | 1:25.715 P      | 7                                       | 33.391        | 28.533        | 25.398        | 1:27.322 P      |
| 2                                      | 20.605        | 26.656        | 25.569        | 1:12.830        | 8                                       | 19.319        | 26.121        | 24.952        | 1:10.392        |
| 3                                      | 19.642        | 26.126        | 25.938        | 1:11.706        | 9                                       | 19.334        | 25.390        | 24.978        | 1:09.702        |
| 4                                      | 19.546        | 26.119        | 25.436        | 1:11.101        | 10                                      | 19.304        | 25.402        | 24.976        | 1:09.682        |
| 5                                      | 19.649        | 26.030        | 25.472        | 1:11.151        | 11                                      | 19.223        | 25.412        | 24.953        | 1:09.588        |
| 6                                      | 19.389        | 25.641        | 25.012        | 1:10.042        | 12                                      | 19.218        | 25.031        | 24.944        | 1:09.193        |
| 7                                      | 19.385        | 25.753        | 25.527        | 1:10.665        | 13                                      | 19.170        | 24.931        | 24.800        | 1:08.901        |
| 8                                      | 19.316        | 25.701        | <b>24.664</b> | 1:09.681        | 14                                      | 19.259        | <b>24.915</b> | 24.871        | 1:09.045        |
| 9                                      | 19.122        | 25.565        | 25.072        | 1:09.759        | 15                                      | <b>19.149</b> | 24.968        | <b>24.722</b> | <b>1:08.839</b> |
| 10                                     | 19.442        | 25.170        | 24.774        | 1:09.386        |   |               |               |               |                 |

The results are provisional until the end of the time limit for protests and appeals.

  
 Chief Timekeeper - Scott Laing

  
 Race Director - Tom Williams

  
 Clerk of Course - Paul Hinds



[www.computime.com.au](http://www.computime.com.au)  
 COMPUTIME RACE TIMING SYSTEMS PTY LTD







# Wakefield Park Raceway

## Round 3 : April 16 - 18



ASBK.COM.AU f t i y

### DUNLOP SUPERSPORT 300 CHAMPIONSHIP

#### Qualifying 2


Date: 17/04/21  
 Event: Q06  
 Weather: Partly cloudy - Temp: 17.5C  
 Track: Dry - Temp: 32.1C


Started at: 13:00:03  
 Laps: 20 Min  
 Starters: 31  
 Printed at: 13:28


### PROVISIONAL FASTEST LAPS SEQUENCE

| Race Time | No | Name                     | Machine        | Fastest Lap | On Lap |
|-----------|----|--------------------------|----------------|-------------|--------|
| 1:21.740  | 34 | Benjamin ANGELIDIS (ACT) | Kawasaki Ninja | 1:20.465    | 1      |
| 2:33.008  | 36 | Angus GRENFELL (VIC)     | Yamaha YZF-R3  | 1:10.739    | 2      |
| 2:34.319  | 49 | Jake FARNSWORTH (NSW)    | Kawasaki Ninja | 1:09.721    | 2      |
| 3:41.696  | 69 | Archie McDONALD (NSW)    | Yamaha YZF-R3  | 1:08.389    | 3      |
| 4:51.477  | 49 | Jake FARNSWORTH (NSW)    | Kawasaki Ninja | 1:08.270    | 4      |
| 6:06.098  | 20 | Jonathan NAHLOUS (NSW)   | Kawasaki Ninja | 1:07.418    | 5      |
| 8:37.826  | 16 | James JACOBS (NSW)       | Kawasaki Ninja | 1:07.349    | 4      |
| 8:40.219  | 22 | Zackary JOHNSON (VIC)    | Kawasaki Ninja | 1:07.346    | 3      |
| 9:41.727  | 47 | Zylas BUNTING (NSW)      | Kawasaki Ninja | 1:07.310    | 8      |
| 10:48.806 | 47 | Zylas BUNTING (NSW)      | Kawasaki Ninja | 1:07.079    | 9      |
| 13:02.954 | 47 | Zylas BUNTING (NSW)      | Kawasaki Ninja | 1:06.475    | 11     |

The results are provisional until the end of the time limit for protests and appeals.

  
 Chief Timekeeper - Scott Laing

  
 Race Director - Tom Williams

  
 Clerk of Course - Paul Hinds



[www.computime.com.au](http://www.computime.com.au)  
 COMPUTIME RACE TIMING SYSTEMS PTY LTD





# Wakefield Park Raceway

## Round 3 : April 16 - 18



ASBK.COM.AU f t i y

### DUNLOP SUPERSPORT 300 CHAMPIONSHIP

#### Qualifying 2

Date: 17/04/21  
 Event: Q06  
 Weather: Partly cloudy - Temp: 17.5C  
 Track: Dry - Temp: 32.1C


Started at: 13:00:03  
 Laps: 20 Min  
 Starters: 31  
 Printed at: 13:28


#### PROVISIONAL BEST PARTIAL TIMES

| Pos | Split 1       |        | Split 2       |        | Split 3       |        | LAP          |          | Ideal    | Fastest |
|-----|---------------|--------|---------------|--------|---------------|--------|--------------|----------|----------|---------|
|     | Name          | Time   | Name          | Time   | Name          | Time   | Name         | Time     |          |         |
| 1   | J. FARNSWORTH | 18.138 | C. GILMORE    | 23.929 | C. GILMORE    | 23.867 | C. GILMORE   | 1:06.333 | 1:06.588 |         |
| 2   | J. JACOBS     | 18.274 | J. HATCH      | 24.044 | J. NAHLOUS    | 23.875 | Z. BUNTING   | 1:06.422 | 1:06.475 |         |
| 3   | J. NAHLOUS    | 18.326 | Z. BUNTING    | 24.044 | Z. BUNTING    | 23.946 | C. DUNKER    | 1:06.626 | 1:06.626 |         |
| 4   | Z. BUNTING    | 18.432 | C. DUNKER     | 24.120 | G. NELSON     | 24.039 | J. FARNSWO   | 1:06.713 | 1:07.097 |         |
| 5   | C. DUNKER     | 18.461 | G. NELSON     | 24.190 | B. DEMMERY    | 24.041 | G. NELSON    | 1:06.717 | 1:07.022 |         |
| 6   | J. HATCH      | 18.466 | B. DEMMERY    | 24.222 | V. FLEMING    | 24.043 | J. HATCH     | 1:06.775 | 1:07.035 |         |
| 7   | G. NELSON     | 18.488 | P. NERLICH    | 24.257 | C. DUNKER     | 24.045 | J. NAHLOUS   | 1:06.801 | 1:06.824 |         |
| 8   | Z. PETTENDY   | 18.535 | V. FLEMING    | 24.261 | B. GAWITH     | 24.063 | B. GAWITH    | 1:06.966 | 1:06.966 |         |
| 9   | C. GILMORE    | 18.537 | B. GAWITH     | 24.270 | Z. JOHNSON    | 24.112 | B. DEMMERY   | 1:07.000 | 1:07.000 |         |
| 10  | Z. JOHNSON    | 18.549 | T. AKSU       | 24.281 | J. FARNSWORTH | 24.129 | V. FLEMING   | 1:07.067 | 1:07.138 |         |
| 11  | Z. KINNA      | 18.621 | L. QUINN      | 24.283 | A. McDONALD   | 24.196 | Z. JOHNSON   | 1:07.106 | 1:07.346 |         |
| 12  | L. QUINN      | 18.625 | Z. JOHNSON    | 24.445 | J. JACOBS     | 24.260 | L. QUINN     | 1:07.175 | 1:07.188 |         |
| 13  | B. GAWITH     | 18.633 | J. FARNSWORTH | 24.446 | C. CLEGG      | 24.263 | P. NERLICH   | 1:07.310 | 1:07.551 |         |
| 14  | P. NERLICH    | 18.634 | H. SNELL      | 24.571 | J. HATCH      | 24.265 | J. JACOBS    | 1:07.349 | 1:07.349 |         |
| 15  | L. WATERS     | 18.642 | C. CLEGG      | 24.599 | L. QUINN      | 24.267 | C. CLEGG     | 1:07.538 | 1:07.642 |         |
| 16  | C. CLEGG      | 18.676 | J. NAHLOUS    | 24.600 | J. MARINIELLO | 24.267 | T. AKSU      | 1:07.541 | 1:07.603 |         |
| 17  | H. SNELL      | 18.706 | L. WATERS     | 24.608 | Z. KINNA      | 24.324 | L. WATERS    | 1:07.589 | 1:07.639 |         |
| 18  | B. DEMMERY    | 18.737 | Z. KINNA      | 24.661 | L. WATERS     | 24.339 | Z. KINNA     | 1:07.606 | 1:07.606 |         |
| 19  | J. MARINIELLO | 18.760 | A. McDONALD   | 24.715 | T. AKSU       | 24.404 | A. McDONAL   | 1:07.694 | 1:07.724 |         |
| 20  | V. FLEMING    | 18.763 | Z. PETTENDY   | 24.764 | P. NERLICH    | 24.419 | H. SNELL     | 1:07.721 | 1:08.159 |         |
| 21  | A. McDONALD   | 18.783 | J. MARINIELLO | 24.814 | H. SNELL      | 24.444 | J. MARINIELL | 1:07.841 | 1:08.582 |         |
| 22  | T. AKSU       | 18.856 | J. JACOBS     | 24.815 | L. BROWN      | 24.461 | Z. PETTENDY  | 1:07.876 | 1:08.037 |         |
| 23  | L. BROWN      | 18.881 | L. BROWN      | 24.865 | Z. PETTENDY   | 24.577 | L. BROWN     | 1:08.207 | 1:08.382 |         |
| 24  | L. KNIGHT     | 18.998 | R. MOSCARDINI | 24.915 | R. OUGHTRED   | 24.579 | L. KNIGHT    | 1:08.685 | 1:09.198 |         |
| 25  | R. OUGHTRED   | 19.077 | L. KNIGHT     | 25.023 | L. KNIGHT     | 24.664 | R. MOSCARDI  | 1:08.786 | 1:08.839 |         |
| 26  | J. PORT       | 19.081 | B. ANGELIDIS  | 25.112 | R. MOSCARDINI | 24.722 | R. OUGHTRE   | 1:09.239 | 1:09.245 |         |
| 27  | R. MOSCARDINI | 19.149 | J. PORT       | 25.213 | S. PEZZETTA   | 24.813 | J. PORT      | 1:09.357 | 1:09.775 |         |
| 28  | J. WOODS      | 19.340 | S. PEZZETTA   | 25.504 | A. GRENFELL   | 24.914 | S. PEZZETTA  | 1:09.990 | 1:10.312 |         |
| 29  | B. ANGELIDIS  | 19.548 | R. OUGHTRED   | 25.583 | J. PORT       | 25.063 | B. ANGELIDIS | 1:10.087 | 1:10.087 |         |
| 30  | S. PEZZETTA   | 19.673 | J. WOODS      | 25.627 | J. WOODS      | 25.124 | J. WOODS     | 1:10.091 | 1:10.120 |         |
| 31  | A. GRENFELL   | 19.704 | A. GRENFELL   | 26.121 | B. ANGELIDIS  | 25.427 | A. GRENFELL  | 1:10.739 | 1:10.739 |         |

The results are provisional until the end of the time limit for protests and appeals.

  
 Chief Timekeeper - Scott Laing

  
 Race Director - Tom Williams

  
 Clerk of Course - Paul Hinds



www.computime.com.au  
 COMPUTIME RACE TIMING SYSTEMS PTY LTD





# Wakefield Park Raceway

## Round 3 : April 16 - 18



ASBK.COM.AU f t i y

### DUNLOP SUPERSPORT 300 CHAMPIONSHIP Overall Qualifying

#### PROVISIONAL MERGED CLASSIFICATION

Date: 17/04/21

Printed at: 13:28

| Pos | No  | Name  | Machine        | Event Q02 | Event Q06 | Fastest Lap |
|-----|-----|---|----------------|-----------|-----------|-------------|
| 1   | 72  | Ben BAKER (NSW) / Yamaha / YRD / Shoei / Alpinestar / West Sliders / Sydney Dyno                                | Yamaha YZF-R3  | 1:05.591  |           | 1:05.591    |
| 2   | 36  | Angus GRENFELL (VIC) / ABU Group /Just Investments / Peek Visual / Ricondi / TERRA / Speed Angle                | Yamaha YZF-R3  | 1:06.167  | 1:10.739  | 1:06.167    |
| 3   | 22  | Zackary JOHNSON (VIC) / Earmold Aust. / Grinning Dingo Aust. / Rebuilder / Prebuild Solutions                   | Kawasaki Ninja | 1:06.263  | 1:07.346  | 1:06.263    |
| 4   | 47  | Zylas BUNTING (NSW) / Proworx / Blayney M-cycles / Well Sprung M-cycle Suspension / Penrite Oils                | Kawasaki Ninja | 1:06.798  | 1:06.475  | 1:06.475    |
| 5   | 3   | Cameron DUNKER (NSW) / GTR MotoStars Team / RS&C / Doctor Mak / Yamaha / YRD / Link / Pirelli                   | Yamaha YZF-R3  | 1:06.516  | 1:06.626  | 1:06.516    |
| 6   | 11  | Brandon DEMMERY (NSW) / Motocity / Valor Developments / Jekyl & Hyde / PTT Lubricants / Addicted to Track       | Yamaha YZF-R3  | 1:06.574  | 1:07.000  | 1:06.574    |
| 7   | 121 | Reece OUGHTRED (VIC) / Dynoverks / Flux Fitness / TT M-cycles / Cykel / Signpro / LS2 Helmets                   | Yamaha YZF-R3  | 1:06.576  | 1:09.245  | 1:06.576    |
| 8   | 78  | Caleb GILMORE (MWT) / Metcher Motorsport / Siemec / Fusport / Yamaha / YRD / Yamalube                           | Yamaha YZF-R3  | 1:06.728  | 1:06.588  | 1:06.588    |
| 9   | 69  | Archie McDONALD (NSW) / ProGP Racing Junior Team / GB Racing / Bonamici Racing / Signpro / Pro-bolt             | Yamaha YZF-R3  | 1:06.621  | 1:07.724  | 1:06.621    |
| 10  | 97  | Peter NERLICH (VIC) / Proworx / Blayney M-cycles / Well Sprung M-cycle Suspension / Penrite Oils                | Kawasaki Ninja | 1:06.666  | 1:07.551  | 1:06.666    |
| 11  | 58  | Lucas QUINN (QLD)   | Yamaha YZF-R3  | 1:06.742  | 1:07.188  | 1:06.742    |
| 12  | 16  | James JACOBS (NSW) / X-Lite / Nedlands Studio / Bridgestone / Lucas Oils / EK Chains / Mototrack                | Kawasaki Ninja | 1:06.764  | 1:07.349  | 1:06.764    |
| 13  | 99  | Jacob HATCH (NSW) / Motocity / Valor Developments / Jekyl & Hyde / PTT Lubricants / Addicted to Track           | Yamaha YZF-R3  | 1:06.767  | 1:07.035  | 1:06.767    |
| 14  | 32  | Jai RUSSO (NSW) / Russo Performance / YRD / Yamaha / GTR MotoStars / Ricondi / AGV / TCX                        | Yamaha YZF-R3  | 1:06.800  |           | 1:06.800    |
| 15  | 88  | Joseph MARINIELLO (VIC) / Traction Control M-sport / In House Innovations / Earmold Aus / Goodlife Health Clubs | Kawasaki Ninja | 1:06.807  | 1:08.582  | 1:06.807    |
| 16  | 20  | Jonathan NAHLOUS (NSW) / Complete AV / Anderson Stands / Bikebiz and Race Dynamics                              | Kawasaki Ninja | 1:06.959  | 1:06.824  | 1:06.824    |
| 17  | 39  | Glenn NELSON (QLD) / Buddys Pest Control / Dynoverks / XXX Suspension   | Yamaha YZF-R3  | 1:06.888  | 1:07.022  | 1:06.888    |
| 18  | 25  | Brodie GAWITH (VIC) / AGV Helmets / Ricondi   | Yamaha YZF-R3  | 1:07.375  | 1:06.966  | 1:06.966    |
| 19  | 49  | Jake FARNSWORTH (NSW) / Full Noise Racing / Freestyle Tattoo Studio / Worth Race Developments                   | Kawasaki Ninja | 1:06.981  | 1:07.097  | 1:06.981    |
| 20  | 35  | Varis FLEMING (VIC) / MotoGo / Suspension Pro   | Yamaha YZF-R3  | 1:07.126  | 1:07.138  | 1:07.126    |
| 21  | 181 | Liam WATERS (QLD) / Moto-shed / K1 Racing   | Yamaha YZF-R3  | 1:07.444  | 1:07.639  | 1:07.444    |
| 22  | 91  | Taiyo AKSU (QLD) / OP Racing / MMM Motorcycles  | Yamaha YZF-R3  | 1:07.922  | 1:07.603  | 1:07.603    |
| 23  | 7   | Zane KINNA (VIC) / Moto GC Dynoverks  | Yamaha YZF-R3  | 1:09.481  | 1:07.606  | 1:07.606    |

*Scott Laing*  
Chief Timekeeper - Scott Laing

*Tom Williams*  
Race Director - Tom Williams

*Paul Hinds*  
Clerk of Course - Paul Hinds



[www.computime.com.au](http://www.computime.com.au)  
COMPUTIME RACE TIMING SYSTEMS PTY LTD





# Wakefield Park Raceway

## Round 3 : April 16 - 18



ASBK.COM.AU f t i y

### DUNLOP SUPERSPORT 300 CHAMPIONSHIP Overall Qualifying

#### PROVISIONAL MERGED CLASSIFICATION

Date: 17/04/21

Printed at: 13:28

| Pos | No  | Name  | Machine        | Event Q02 | Event Q06 | Fastest Lap |
|-----|-----|---|----------------|-----------|-----------|-------------|
| 24  | 63  | Clay CLEGG (NSW) / Williamson Bros / Akubra / Mavin Truck Centre / Central West Electrical        | Yamaha YZF-R3  | 1:07.711  | 1:07.642  | 1:07.642    |
| 25  | 12  | Henry SNELL (QLD) / Ricondi / AGV   | Yamaha YZF-R3  | 1:07.801  | 1:08.159  | 1:07.801    |
| 26  | 110 | Zakary PETTENDY (NSW) / bikesales.com   | Yamaha YZF-R3  | 1:11.643  | 1:08.037  | 1:08.037    |
| 27  | 355 | Laura BROWN (NSW) / Bikebiz   | Yamaha YZF-R3  | 1:09.278  | 1:08.382  | 1:08.382    |
| 28  | 444 | Ryan MOSCARDINI (QLD) / NQ Flooring / Sun City Yamaha // Fastbike tyres / Blue dog racing / Nolan | Yamaha YZF-R3  | 1:09.229  | 1:08.839  | 1:08.839    |
| 29  | 222 | Lincoln KNIGHT (NSW) / Knights Fencing / Excite Motorsports                                       | Yamaha YZF-R3  | 1:09.893  | 1:09.198  | 1:09.198    |
| 30  | 56  | Jesse WOODS (TAS) / Badger Racing / Tyga Performance / Rodney Creed Chartered Accountant          | Kawasaki Ninja | 1:09.491  | 1:10.120  | 1:09.491    |
| 31  | 45  | Jamie PORT (VIC) / Yamaha / AGV / Pirelli / Motul / Ricondi / Verafire                            | Yamaha YZF-R3  | 1:09.700  | 1:09.775  | 1:09.700    |
| 32  | 51  | Samuel PEZZETTA (SA) / Unitech Racing / Remo Contractors / SA Profiling / SA Crush & Recycle      | Yamaha YZF-R3  | 1:09.831  | 1:10.312  | 1:09.831    |
| 33  | 34  | Benjamin ANGELIDIS (ACT) / Full Noise Racing / Freestyle Tattoo Studio / Worth Race Developments  | Kawasaki Ninja |           | 1:10.087  | 1:10.087    |

\*\*\* ALL RIDERS QUALIFY \*\*\*

The results are provisional until the end of the time limit for protests and appeals.

*Scott Laing*  
Chief Timekeeper - Scott Laing

*Tom Williams*  
Race Director - Tom Williams

*Paul Hinds*  
Clerk of Course - Paul Hinds



[www.computime.com.au](http://www.computime.com.au)  
COMPUTIME RACE TIMING SYSTEMS PTY LTD





# Wakefield Park Raceway

## Round 3 : April 16 - 18



ASBK.COM.AU f t i y

### DUNLOP AUSTRALIAN SUPERSPORT 300 CHAMPIONSHIP EVENTS 2, 8 & 13

#### PROVISIONAL MERGED GRID SHEET

Date: 17/04/21

Printed at: 13:28



|    |                             |    |                             |    |                              |    |                           |
|----|-----------------------------|----|-----------------------------|----|------------------------------|----|---------------------------|
| 1  | 72 B. BAKER<br>1:05.591     | 2  | 36 A. GRENFELL<br>1:06.167  | 3  | 22 Z. JOHNSON<br>1:06.263    |    |                           |
| 2  |                             | 4  | 47 Z. BUNTING<br>1:06.475   | 5  | 3 C. DUNKER<br>1:06.516      | 6  | 11 B. DEMMERY<br>1:06.574 |
| 3  | 121 R. OUGHTRED<br>1:06.576 | 8  | 78 C. GILMORE<br>1:06.588   | 9  | 69 A. McDONALD<br>1:06.621   |    |                           |
| 4  |                             | 10 | 97 P. NERLICH<br>1:06.666   | 11 | 58 L. QUINN<br>1:06.742      | 12 | 16 J. JACOBS<br>1:06.764  |
| 5  | 99 J. HATCH<br>1:06.767     | 14 | 32 J. RUSSO<br>1:06.800     | 15 | 88 J. MARINIELLO<br>1:06.807 |    |                           |
| 6  |                             | 16 | 20 J. NAHLOUS<br>1:06.824   | 17 | 39 G. NELSON<br>1:06.888     | 18 | 25 B. GAWITH<br>1:06.966  |
| 7  | 49 J. FARNSWORT<br>1:06.981 | 20 | 35 V. FLEMING<br>1:07.126   | 21 | 181 L. WATERS<br>1:07.444    |    |                           |
| 8  |                             | 22 | 91 T. AKSU<br>1:07.603      | 23 | 7 Z. KINNA<br>1:07.606       | 24 | 63 C. CLEGG<br>1:07.642   |
| 9  | 12 H. SNELL<br>1:07.801     | 26 | 110 Z. PETTENDY<br>1:08.037 | 27 | 355 L. BROWN<br>1:08.382     |    |                           |
| 10 |                             | 28 | 444 R. MOSCARDI<br>1:08.839 | 29 | 222 L. KNIGHT<br>1:09.198    | 30 | 56 J. WOODS<br>1:09.491   |
| 11 | 45 J. PORT<br>1:09.700      | 32 | 51 S. PEZZETTA<br>1:09.831  | 33 | 34 B. ANGELIDIS<br>1:10.087  |    |                           |



# Wakefield Park Raceway

## Round 3 : April 16 - 18



ASBK.COM.AU f t i y

### DUNLOP AUSTRALIAN SUPERSPORT 300 CHAMPIONSHIP EVENTS 2, 8 & 13

#### PROVISIONAL MERGED GRID SHEET

Date: 17/04/21

Printed at: 13:28

|                                       |   |  |  |           |
|---------------------------------------|---|--|--|-----------|
|                                       | 33<br><b>34</b> B. ANGELIDIS<br>1:10.087  | 32<br><b>51</b> S. PEZZETTA<br>1:09.831  | 31<br><b>45</b> J. PORT<br>1:09.700      | <b>11</b> |
| <b>56</b> 30<br>J. WOODS<br>1:09.491  | 29<br><b>222</b> L. KNIGHT<br>1:09.198    | 28<br><b>444</b> R. MOSCARDI<br>1:08.839 |  | <b>10</b> |
|                                       | 27<br><b>355</b> L. BROWN<br>1:08.382     | 26<br><b>110</b> Z. PETTENDY<br>1:08.037 | 25<br><b>12</b> H. SNELL<br>1:07.801     | <b>9</b>  |
| <b>63</b> 24<br>C. CLEGG<br>1:07.642  | 23<br><b>7</b> Z. KINNA<br>1:07.606       | 22<br><b>91</b> T. AKSU<br>1:07.603      |  | <b>8</b>  |
|                                       | 21<br><b>181</b> L. WATERS<br>1:07.444    | 20<br><b>35</b> V. FLEMING<br>1:07.126   | 19<br><b>49</b> J. FARNSWORT<br>1:06.981 | <b>7</b>  |
| <b>25</b> 18<br>B. GAWITH<br>1:06.966 | 17<br><b>39</b> G. NELSON<br>1:06.888     | 16<br><b>20</b> J. NAHLOUS<br>1:06.824   |  | <b>6</b>  |
|                                       | 15<br><b>88</b> J. MARINIELLO<br>1:06.807 | 14<br><b>32</b> J. RUSSO<br>1:06.800     | 13<br><b>99</b> J. HATCH<br>1:06.767     | <b>5</b>  |
| <b>16</b> 12<br>J. JACOBS<br>1:06.764 | 11<br><b>58</b> L. QUINN<br>1:06.742      | 10<br><b>97</b> P. NERLICH<br>1:06.666   |  | <b>4</b>  |
|                                       | 9<br><b>69</b> A. McDONALD<br>1:06.621    | 8<br><b>78</b> C. GILMORE<br>1:06.588    | 7<br><b>121</b> R. OUGHTRED<br>1:06.576  | <b>3</b>  |
| <b>11</b> 6<br>B. DEMMERY<br>1:06.574 | 5<br><b>3</b> C. DUNKER<br>1:06.516       | 4<br><b>47</b> Z. BUNTING<br>1:06.475    |  | <b>2</b>  |
|                                       | 3<br><b>22</b> Z. JOHNSON<br>1:06.263     | 2<br><b>36</b> A. GRENFELL<br>1:06.167   | 1<br><b>72</b> B. BAKER<br>1:05.591      | <b>1</b>  |





# Wakefield Park Raceway

## Round 3 : April 16 - 18



ASBK.COM.AU f t i y

### DUNLOP SUPERSPORT 300 CHAMPIONSHIP

#### Qualifying 2


Date: 17/04/21  
Event: Q06  
Weather: Partly cloudy - Temp: 17.5C  
Track: Dry - Temp: 32.1C

Started at: 13:00:03  
Laps: 20 Min  
Starters: 31  
Printed at: 13:28


### PROVISIONAL RACE INFORMATION

| Time     | Description   |
|----------|---|
| 12:07:42 | SHORT DELAY DUE TO TRACK CLEAN UP IN PROGRESS AT TURN 8                       |
| 12:21:24 | FURTHER DELAY DUE TO OIL CLEAN UP ON CIRCUIT                                  |
| 12:28:52 | *** LUNCH BREAK NOW *** (Further delay due to oil clean up on circuit)        |
| 12:39:50 | Changed schedule - 1pm - SS300 Q2 / 1:25pm - Pillion rides / 1:35 - R3 Cup Q2 |
| 13:00:03 | Event Start   |
| 13:03:42 | Rider 36 (Angus GRENFELL) CRASHED TURN 3 - RIDER UP                           |
| 13:09:44 | Rider 16 (James JACOBS) CRASHED TURN 8 - RIDER UP                             |
| 13:10:00 | Rider 16 (James JACOBS) CRASHED TURN 8 - RIDER UP - RESUMED                   |
| 13:14:46 | Display showing qualifying 2 only - issue with merged times                   |
| 13:20:06 | Chequered Flag  |
| 13:21:24 | Event Finish  |
| 13:22:02 | Merged results displayed  |


The results are provisional until the end of the time limit for protests and appeals.



Chief Timekeeper - Scott Lang



Race Director - Tom Williams



Clerk of Course - Paul Hinds



[www.computime.com.au](http://www.computime.com.au)  
COMPUTIME RACE TIMING SYSTEMS PTY LTD

